



ಬೃಹತ್ ಬೆಂಗಳೂರು ಮಹಾನಗರ ಪಾಲಿಕೆ
Bruhat Bengaluru Mahanagara Palike



BBMP COVID-19 WAR ROOM 26.06.2022



OVERVIEW OF COVID-19 IN BENGALURU



CASE TRENDS

ACTIVE CASES **4,211**

Confirmed Cases

131

17,99,823 #

Recovered Cases

487

17,78,644 #

Death Cases

0

16,968 #



HOSPITALIZATION

72

ICU – V

-

ICU

11

HDU

2

General

59

INCLUDES GOVT. QUOTA AND PRIVATE WALK-IN HOSPITALIZATION



VACCINATION

21,102 1,96,75,662 #

First Dose

2,545

96,71,831 #

Second Dose

4,334

89,46,591 #

Precaution Dose

14,223

7,95,987 #



TRIAGING

MTU

14

Tele Triage

175



ACTIVE CLUSTERS

33

Budding Clusters
(<5 Cases)

30

Clusters (> 5 cases)

3



TESTING

15,649 3,04,55,038 #

RAT

3,462

RTPCR

12,187

Positivity : 3.46%

*FOR LAST 7 DAYS

: indicates cumulative numbers till date



ABSTRACT OF COVID-19 SCENARIO IN BENGALURU


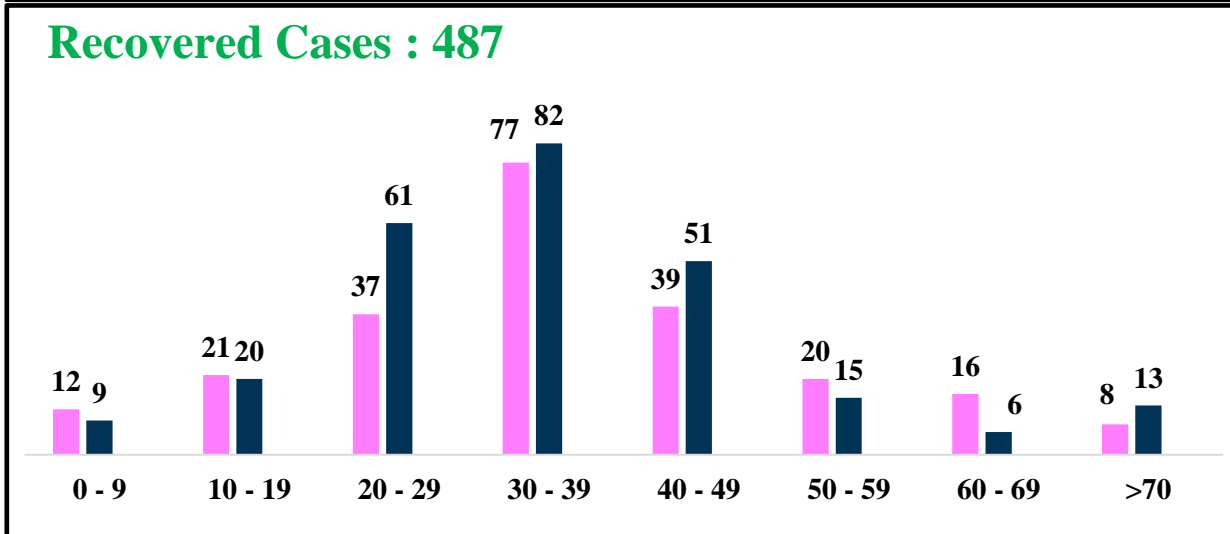
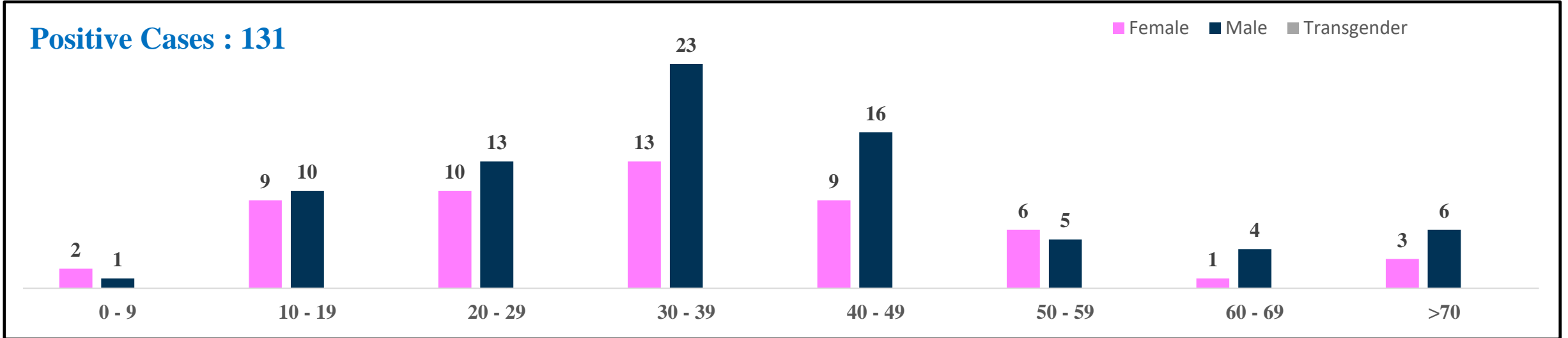


	MALE			FEMALE			TRANSGENDER			TOTAL		
	Last 24 Hours	Last 7 Days	Cumulative	Last 24 Hours	Last 7 Days	Cumulative	Last 24 Hours	Last 7 Days	Cumulative	Last 24 Hours	Last 7 Days	Cumulative
Positive Cases	78	2,058	10,63,960	53	1,721	7,35,668	0	2	195	131	3,781	17,99,823
Recovered Cases	257	2,328	10,50,430	230	2,072	7,28,122	0	2	185	487	4,402	17,78,644
Death Cases	0	0	10,746	0	1	6,218	0	0	4	0	1	16,968
Total Tests Done	In Last 24 hrs. : 15,649			In last 7 days : 1,09,259			Cumulative : 3,04,55,038					
Vaccine Doses Administered	In Last 24 hrs. : 21,102			In last 7 days : 1,07,798			Cumulative : 1,96,75,662					
ACTIVE CASES							4,211					

*Covid deaths occurred today : 00 | Covid deaths occurred beyond last 24 hrs, reported today : 00

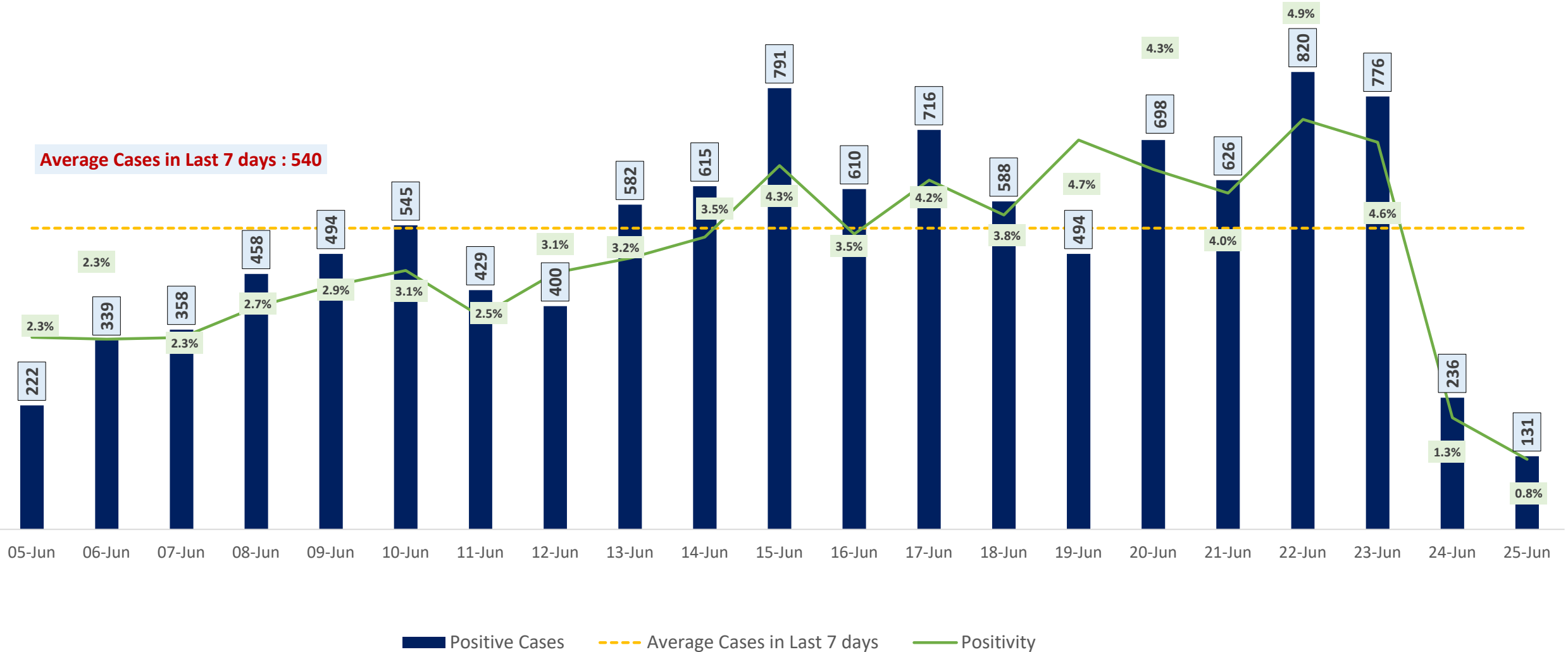


LAST 24 HOURS AGE GROUP AND GENDER WISE DISTRIBUTION





POSITIVITY RATE OF BENGALURU – LAST 21 DAYS

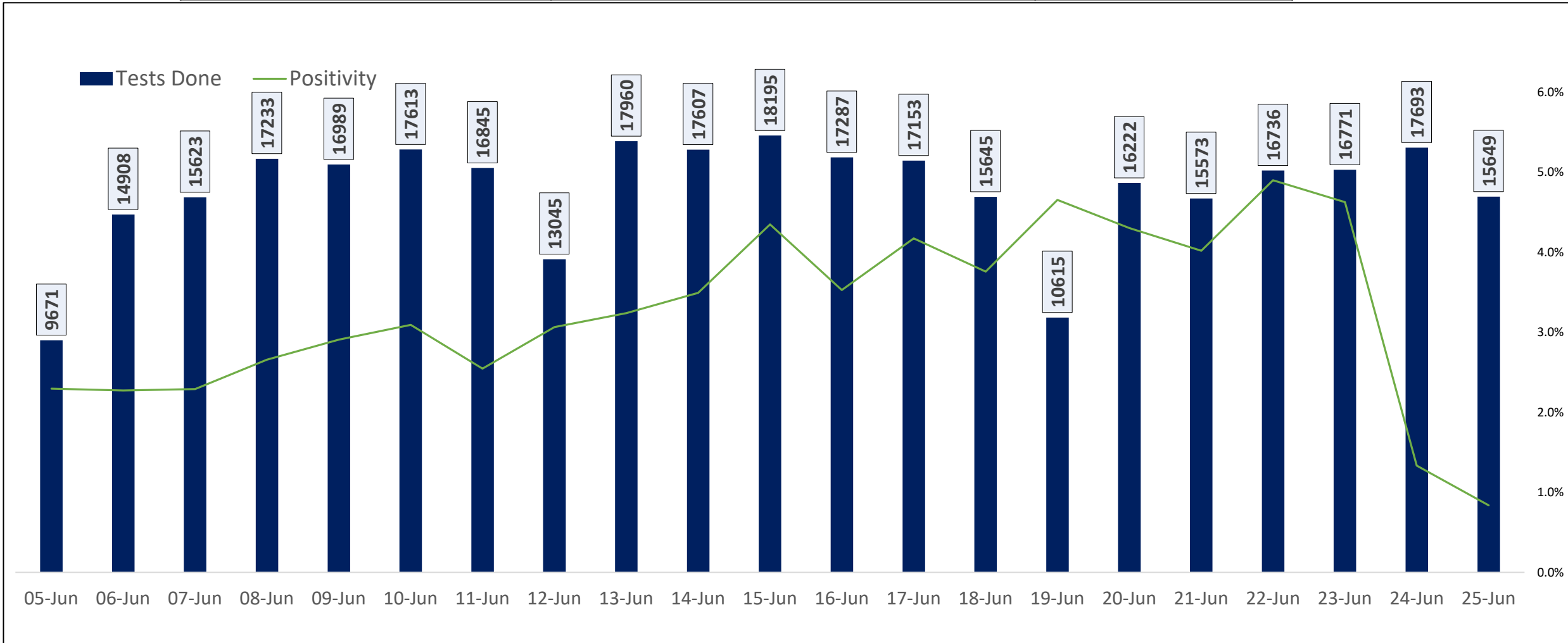




TESTING TRENDS IN BENGALURU

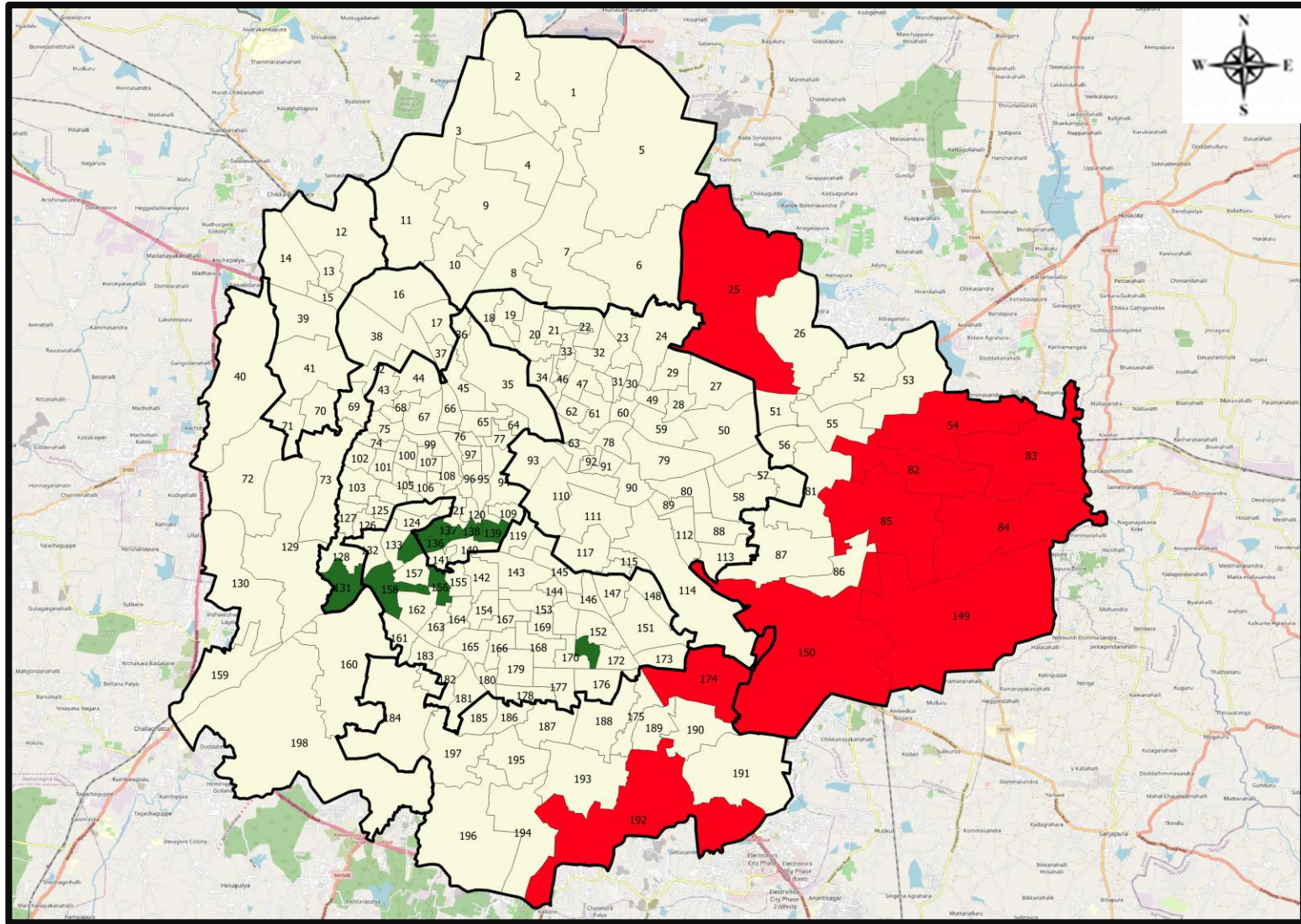


Total Test Conducted Till Date	Test Conducted Last 24 hours	Last 7 Days Average
3,04,55,038	15,649	15,608





BENGALURU URBAN MAP SHOWING TREND OF POSITIVE CASES IN LAST 7 DAYS



Top 10 wards reporting highest number of positive cases in last 7 days

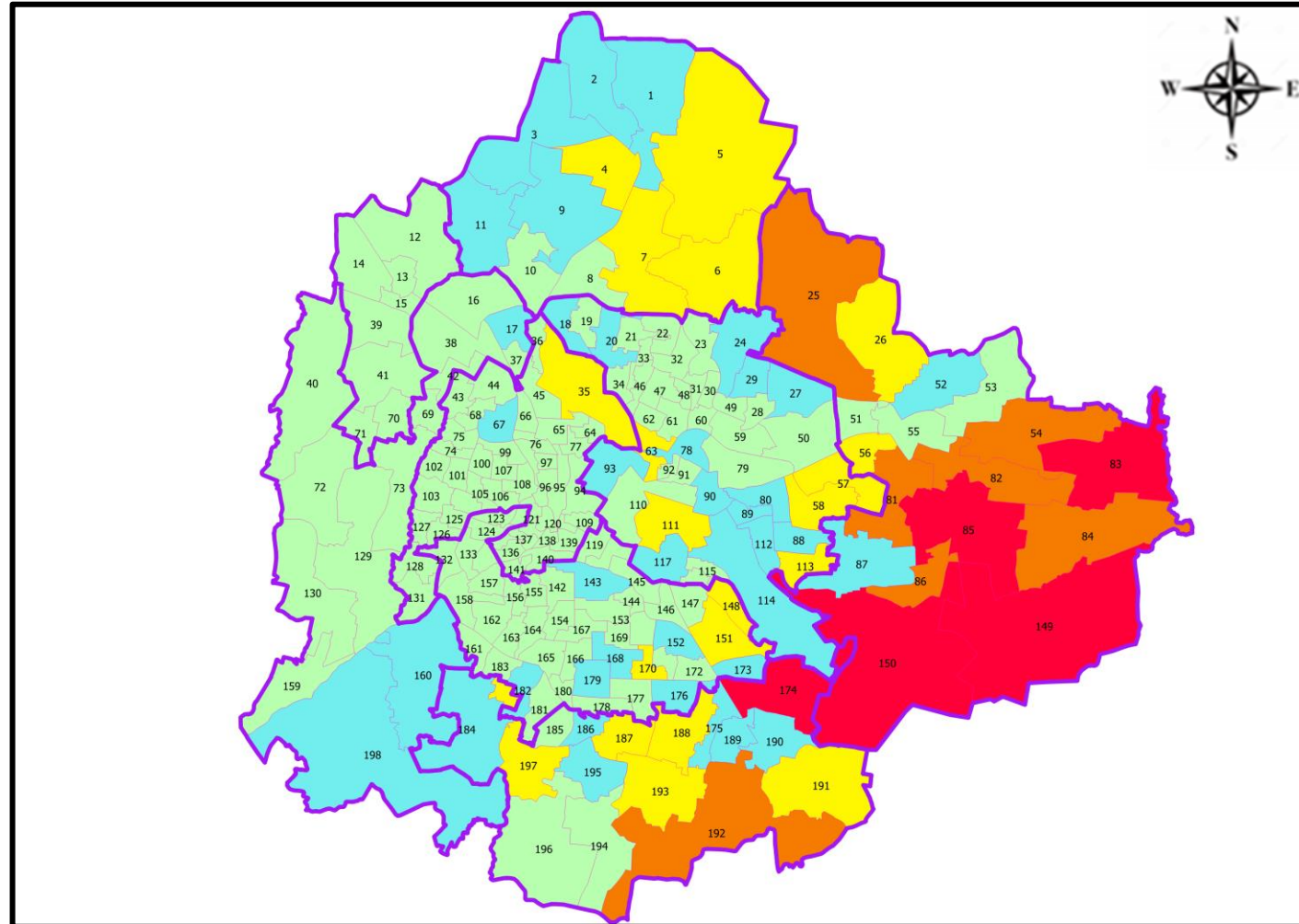
Ward No.	Ward Name	Daily Cases Average
150	Bellanduru	57
83	Kadugodi	29
85	Dodda Nekkundi	26
149	Varthuru	21
174	HSR Layout	15
25	Horamavu	14
84	Hagadur	14
192	Begur	10
54	Hudi	10
82	Garudachar Palya	10







Top 10 wards reporting least number of positive cases in last 7 days

Ward No.	Ward Name	Daily Cases Average
171	Gurappanapalya	0
158	Deepanjali Nagara	0
156	Srinagara	0
139	K R Market	0
138	Chalavadipalya	0
137	Rayapura	0
136	Jagajivanram Nagar	0
135	Padarayanapura	0
134	Bapuji Nagar	0
131	Nayandahalli	0



BENGALURU MAP SHOWING INTENSITY OF POSITIVE CASES IN LAST 7 DAYS



-  **Level 1 : 0 to 10 Cases**
-  **Level 2 : 10 to 25 Cases**
-  **Level 3 : 25 to 50 Cases**
-  **Level 4 : 50 to 100 Cases**
-  **Level 5 : More than 100 Cases**
-  **Zone Boundaries**

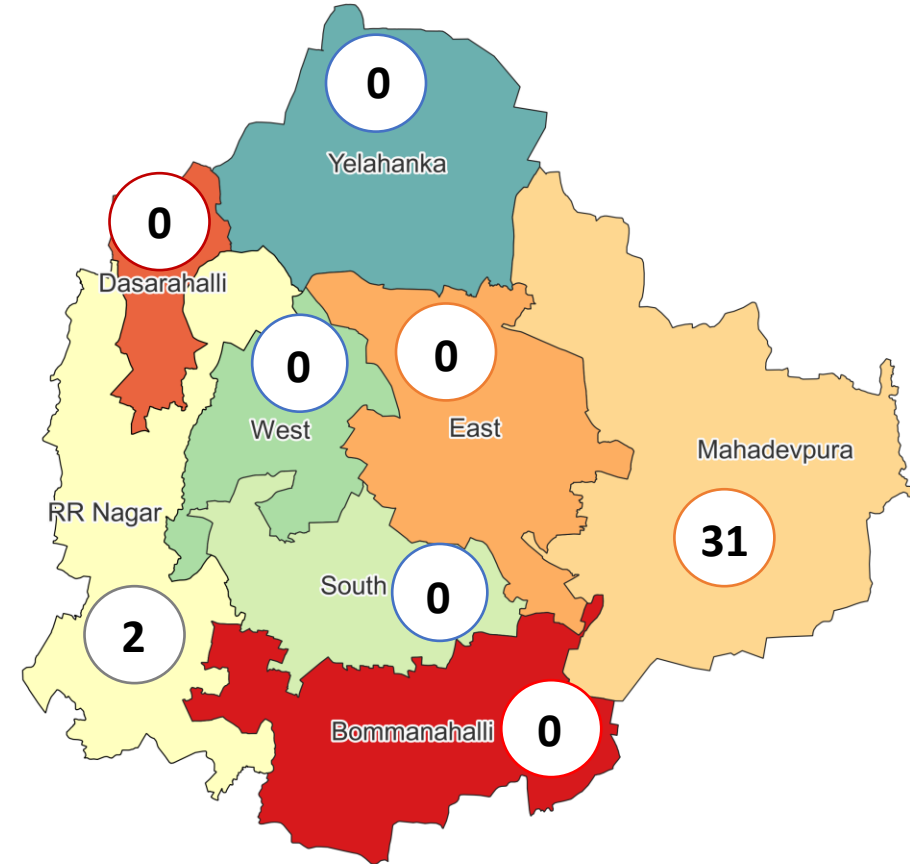


CLUSTER DETAILS



Zone Name	TOTAL CLUSTERS	Budding Clusters	Clusters	Outbreaks
		Less Than 5 Cases	5 To 14 Cases	More Than 14 Cases
BOMMANAHALLI	0 (-)	0 (-)	0 (-)	0 (-)
DASARAHALLI	0 (-)	0 (-)	0 (-)	0 (-)
EAST	0 (-)	0 (-)	0 (-)	0 (-)
MAHADEVPURA	31 (-)	30 (-)	1 (-)	0 (-)
RR NAGAR	2 (-)	0 (-)	0 (-)	2 (-)
SOUTH	0 (-)	0 (-)	0 (-)	0 (-)
WEST	0 (-)	0 (-)	0 (-)	0 (-)
YELAHANKHA	0 (-)	0 (-)	0 (-)	0 (-)
TOTAL	33 (-)	30 (-)	1 (-)	2 (-)

Total Active Clusters



Types of Clusters

Zone Name	Apartments/ Villa	Individual House	Hostels/Quarters	Others	Schools/Colleges
BOMMANAHALLI	0 (-)	0 (-)	0 (-)	0 (-)	0 (-)
DASARAHALLI	0 (-)	0 (-)	0 (-)	0 (-)	0 (-)
EAST	0 (-)	0 (-)	0 (-)	0 (-)	0 (-)
MAHADEVPURA	31 (-)	0 (-)	0 (-)	0 (-)	0 (-)
RR NAGAR	0 (-)	0 (-)	1 (-)	0 (-)	1 (-)
SOUTH	0 (-)	0 (-)	0 (-)	0 (-)	0 (-)
WEST	0 (-)	0 (-)	0 (-)	0 (-)	0 (-)
YELAHANKHA	0 (-)	0 (-)	0 (-)	0 (-)	0 (-)
TOTAL	31 (-)	0 (-)	1 (-)	0 (-)	1 (-)

▲▼ : Shows increase and decrease in numbers as compared to previous day

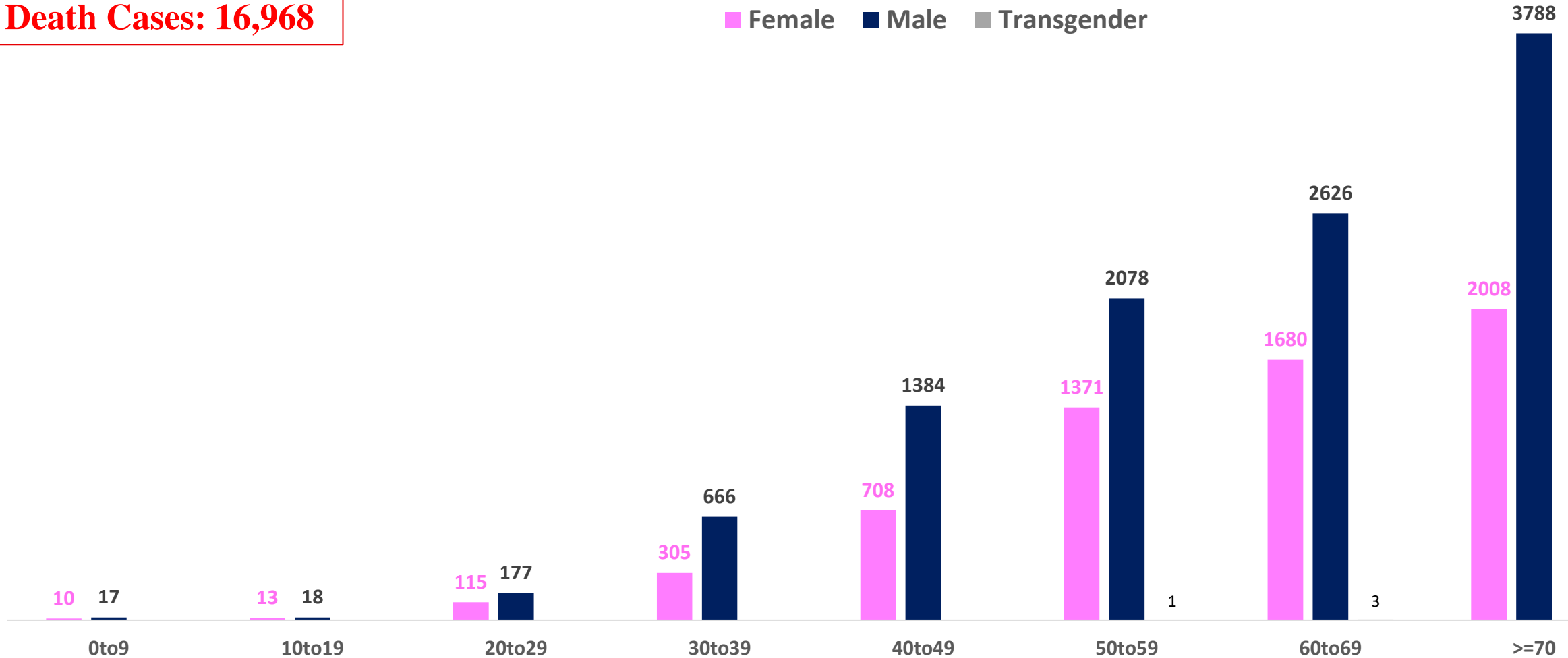


AGE AND GENDER WISE DISTRIBUTION OF DEATH CASES



Death Cases: 16,968

Female Male Transgender





VACCINATION COVERAGE AS ON 25.06.2022



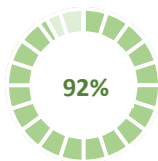
Total Doses Administered

1,96,75,662

▲ 21,102

Total 12-14 years Population : 2.82 Lakhs

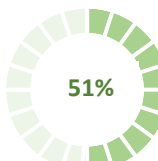
1ST DOSE



2,58,704
Doses administered

▲ 1,942

2ND DOSE

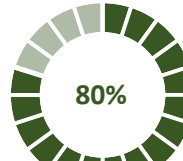


1,43,314
Doses administered

▲ 1,454

Total 15-18 years Population : 4.42 Lakhs

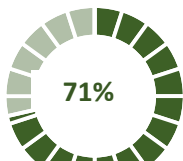
1ST DOSE



3,52,586
Doses administered

▲ 353

2ND DOSE

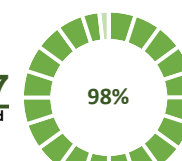


3,15,667
Doses administered

▲ 375

Total adult Population : 91.7 Lakhs

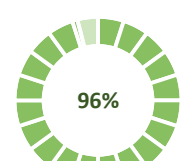
1ST DOSE



90,06,127
Doses administered

▲ 250

2ND DOSE



88,03,277
Doses administered

▲ 2,505

Priority Group*

Health Care Workers

Dose 1

2,10,339
Doses administered

▲ 1

Dose 2

2,06,890
Doses administered

▲ 6

Frontline Workers

Dose 1

3,81,873
Doses administered

▲ 1

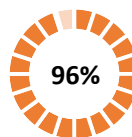
Dose 2

3,73,009
Doses administered

▲ 9

45 – 59 Years Coverage

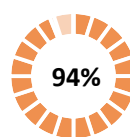
Dose 1



16,94,408
Doses administered

▲ 17

Dose 2

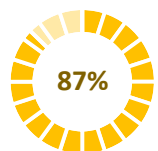


16,65,634
Doses administered

▲ 319

18 - 44 Years Coverage

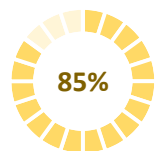
Dose 1



57,39,598
Doses administered

▲ 219

Dose 2



55,98,263
Doses administered

▲ 1,935

60 + Years Coverage

Dose 1



9,79,909
Doses administered

▲ 12

Dose 2



9,59,481
Doses administered

▲ 236

PRECAUTION DOSE



7,95,987
Doses administered

▲ 14,223

PRECAUTION DOSES ADMINISTERED

Health Care Workers

85,274
Booster Doses administered

▲ 409

Front Line Workers

1,05,064
Booster Doses administered

▲ 1,254

60 + Years Coverage

3,50,716
Booster Doses administered

▲ 1,177

18 + Years Coverage

2,54,933
Booster Doses administered

▲ 11,383

▲ indicates the increase in last 24 hours



COVID-19 SCENARIO IN BENGALURU AND OTHER METROPOLITAN CITIES



CITY NAME	Positive Cases	Active Cases	Recovered	Deceased	Vaccine Doses Administered
New Delhi	19,29,507	4,717	18,98,541	26,249	3,49,24,582
Bengaluru*	17,99,823	4,211	17,78,644	16,968	2,26,39,972
Mumbai	11,03,678	12,043	10,72,041	19,594	2,14,11,213
Chennai	7,57,963	3,080	7,45,815	9,068	1,06,54,753
Kolkata	4,47,192	272	4,41,264	5,656	1,03,14,516

Source : <https://dashboard.cowin.gov.in/> at 6:30pm (26.06.2022)
Source : <https://www.covid19bharat.org/> at 6:30 pm (26.06.2022)

*includes BBMP & Bengaluru Urban



SNAPSHOT OF COVID-19 CASES IN BENGALURU URBAN



**Total Wards With
< =10 Cases* :
126**

**Tests Conducted
On 25.06.2022:
15,649**

**Recovery
Rate:
98.82%**

**Total
Active Cases :
4,211**

**Total Vaccinated on
25.06.2022:
21,102**



**Positivity
Rate* :
3.46%**

**Active
Rate:
0.23%**

**Case
Fatality Rate* :
0.03%**

*Total positive cases In the past 7 days

*CFR and positivity is for Past 7 days

Download BBMP Bulletin	https://apps.bbmpgov.in/covid19/mediabulletin.php
For BBMPCovid19 Bed Status:	https://apps.bbmpgov.in/covid19/en/Bedstatus.php
To register for vaccination :	https://selfregistration.cowin.gov.in/
BBMP COVID19 Dashboard:	https://apps.bbmpgov.in/covid19/
Follow us on:	 www.facebook.com/bbmp.comm1/
	 twitter.com/BBMPCOMM

Issued by:

Honorable Chief Commissioner, BBMP
Special Commissioner Health & IT, BBMP
MD, Bengaluru Smart City Limited

THANK YOU !

